

PERFORMANCE REPORT

Class A Private - Sterling £

		Jan	Feb	Mar	Apr	May	June	July	Aug	Sept	Oct	Nov	Dec	YTD
NAV	2009						100.00	99.77	99.83	103.18	104.75	106.90	107.47	
Monthly														7.47%
NAV	2010	108.37	108.27	109.94	109.97	115.40	115.04	115.07	116.30	116.49	117.71	118.12	117.56	
Monthly		0.84%	-0.09%	1.54%	0.03%	4.94%	-0.31%	0.03%	1.07%	0.16%	1.05%	0.35%	-0.47%	9.39%
NAV	2011	117.61	118.19	123.27	125.93	100.58	101.65	102.43	103.20	104.01	104.81	105.67	106.25	
Monthly		0.04%	0.49%	4.30%	2.16%	0.58%	1.06%	0.77%	0.75%	0.78%	0.77%	0.82%	0.55%	6.25%
NAV	2012	107.11	-	-	-	-	-	-	-	-	-	-	-	
Monthly		0.81%	-	-	-	-	-	-	-	-	-	-	-	0.81%

The above performance reflects that of the underlying portfolio, up to April 2011 and from then on the performance of Fortress International Fund LFP Prime SICAV-SIF S.A.

Fund Strategy

The Fortress International Fund LFP Prime SICAV-SIF S.A. strategy is to invest through a tax efficient structure in portfolios that carefully select US life insurance policies that are beyond the contestability period. The Fund seeks to build a large diversified portfolio across numerous sectors including, but not limited to, carrier concentration, expected maturities, gender, age, medical impairment, geography and face value size. In order to properly implement a buy and hold strategy the Fund seeks to isolate mortality risk in order to build a large sample size. Since policies are held through to maturity the managers employ extremely detailed actuarial and financial analysis. This ensures that policies purchased are accounted for longevity risk as well as other variables of the statistical profile. Policies are marked to market on a quarterly basis to portray an accurate view of the market value of assets.

Fund Facts

- Investment performance is minimally correlated to traditional financial markets.
- The Fund is well diversified across a number of policies, insureds, impairments and US insurance companies.
- The Fund's net asset value is recalculated monthly using a mark to market valuation system.
- The Fund is completely tax compliant and the assets are not liable for US withholding tax.
- Life Settlements provide an optimum opportunity to diversify your investment portfolio.
- Regulated Fund Structure that offers proper financial supervision.
- Complete transparency.
- Regulated service providers, including Custodian Bank, Administrator, Tax Adviser and Auditor.

FUND DETAILS

ADMINISTRATOR
Apex Fund Services

CUSTODIAN
ABN AMRO Bank Luxembourg

AUDITORS
Ernst & Young S.A.

FUND DOMICILE
Luxembourg

INCEPTION
May 2011

LEVERAGE
0%

MANAGEMENT FEE
1.50%

PERFORMANCE FEE
50% with a 6% hurdle

MINIMUM INVESTMENT
£100,000

SUBSCRIPTION
Monthly

REDEMPTION
60 Days Notice

ISIN & SEDOL NUMBERS

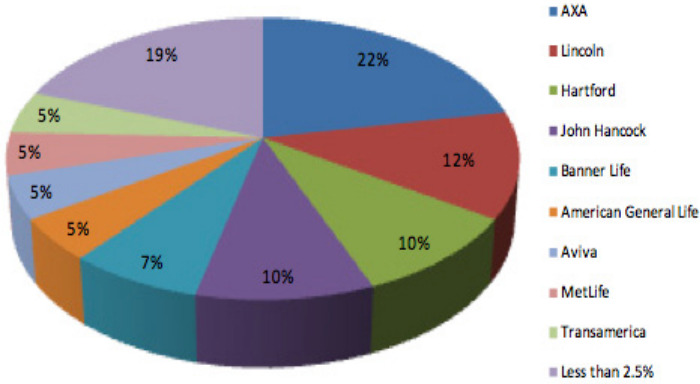
CCY		CLASS	ISIN	SEDOL
GBP	A	Private	LU 0528979981	B4X9JN7
GBP	B	Institutional	LU 0528980138	B4ZMGB1
EUR	C	Private	LU 0569884918	B537NB4
EUR	D	Institutional	LU 0569887341	B4V88Y0
USD	E	Private	LU 0569891376	B4Q4CW9
USD	F	Institutional	LU 0569892184	B4WQKSI

DISCLAIMER

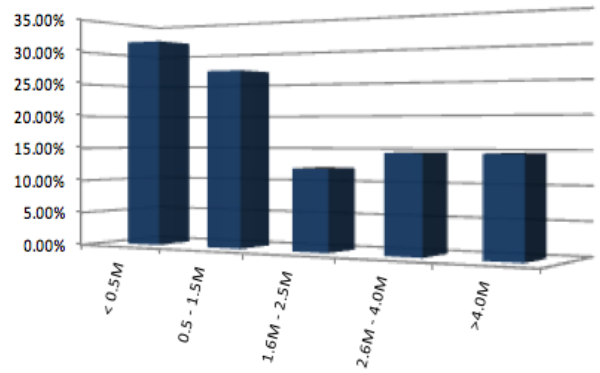
No information contained in this report should be construed as a solicitation or offer, or recommendation, to acquire or dispose of any investment or to engage in any other transaction. Past performance is no guarantee for the future performance of an investment. The information in this report is provided for information purposes only and should not form the basis of an investment decision.

UNDERLYING PORTFOLIO ASSET ALLOCATION

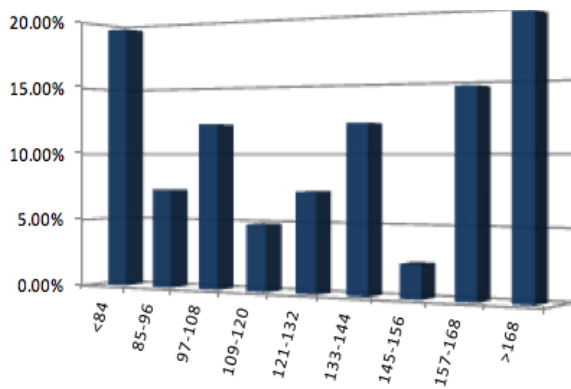
Distribution by Insurance carrier



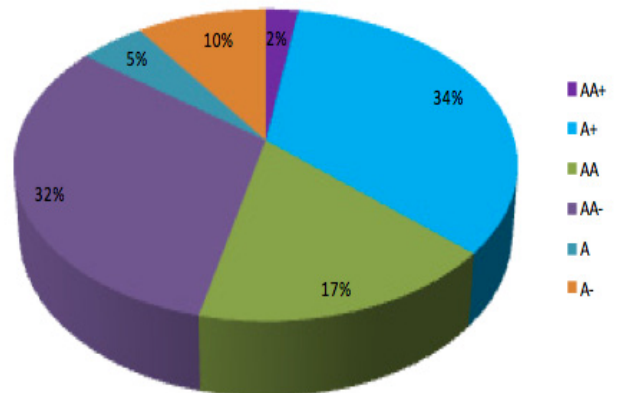
Distribution by face amount



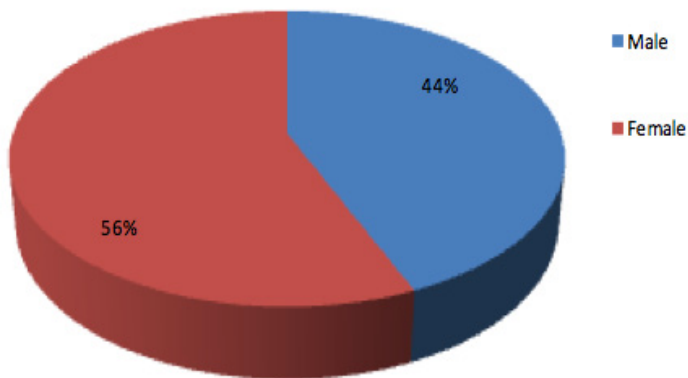
Distribution by LE-AVG in months



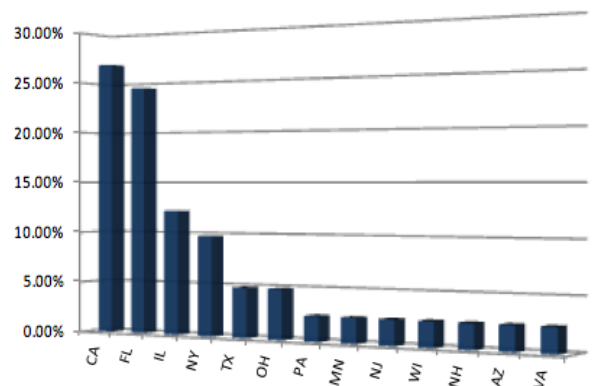
Distribution Carrier S&P rating



Distribution by gender



Distribution by state



CONTACT DETAILS

GENERAL ENQUIRIES

info@fortressinternationalcapital.com

ADMINISTRATION ENQUIRES

APEX Fund Services

+ 352 27 44 10 44

www.fortressinternationalfund.com

MARKETING ENQUIRIES

Fortress International Capital

+ 352 20 40 14 20

DISCLAIMER

No information contained in this report should be construed as a solicitation or offer, or recommendation, to acquire or dispose of any investment or to engage in any other transaction. Past performance is no guarantee for the future performance of an investment. The information in this report is provided for information purposes only and should not form the basis of an investment decision.